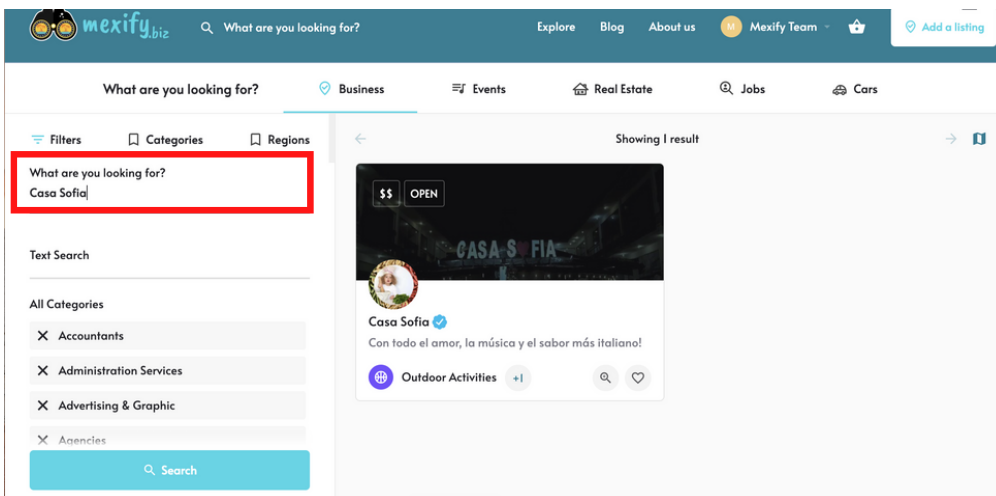




HOW TO CLAIM EXISTING LISTING



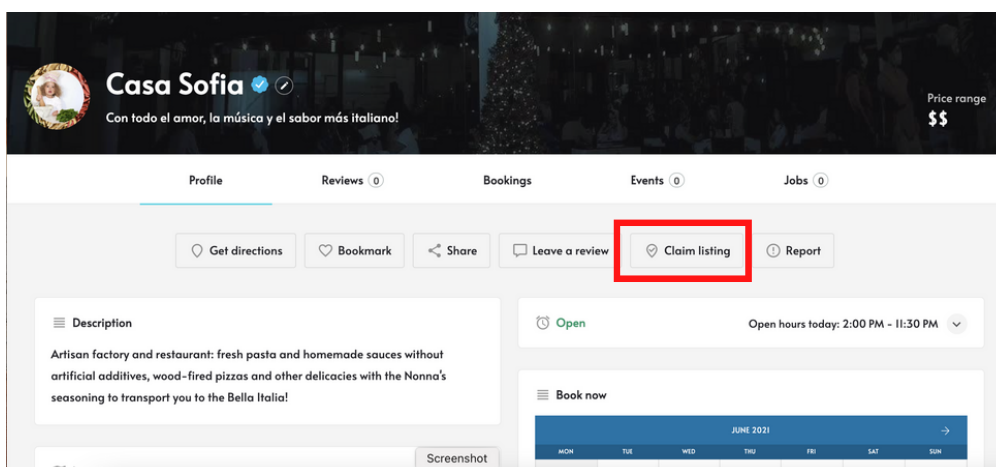
STEP 1

If your listing is already present in mexify, go to the Explore tool and find it:



STEP 2

Click on your business listing and click in "Claim listing" button.

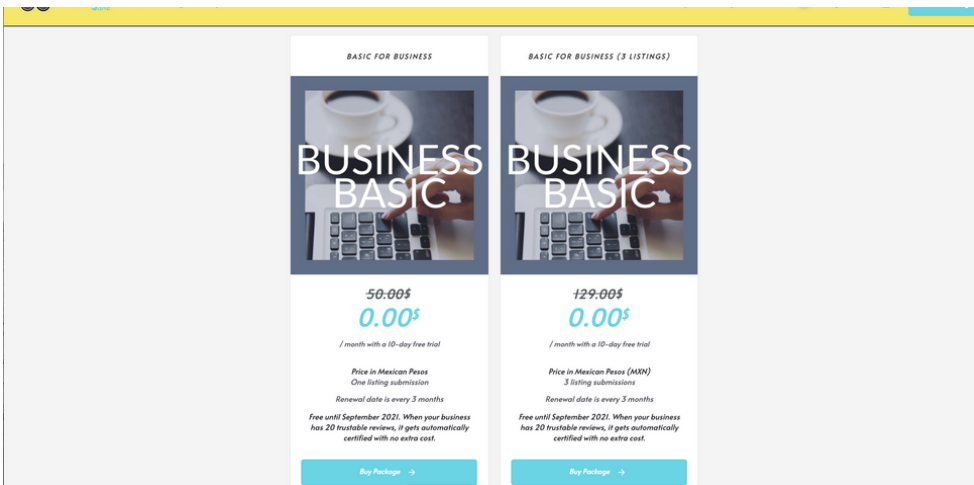




HOW TO CLAIM EXISTING LISTING

STEP 3

Chose a package available, don't worry you can upgrade your package later on.



STEP 4

Fill the form to claim ownership and be able to access to your account.

Have a coupon? Click here to enter your code

Billing details

First name * Last name *

Company name (optional)

Country / Region *
Mexico

Street address *
House number and street name

Apartment, suite, unit, etc. (optional)

Town / City *

State / County *
Select an option...

Your order

Product	Subtotal
Basic for Business - 1	0.00\$ / month with a 10-day free trial
Subtotal	0.00\$
Total	0.00\$



Recurring totals

Subtotal	Recurring total
0.00\$ / month	0.00\$ / month

First renewal: June 10, 2021

☐ I would like to receive exclusive emails with discounts and product information (optional)

☐ I have read and agree to the website terms and conditions





HOW TO CLAIM EXISTING LISTING

STEP 5

Your claim is now submitted. You will receive an email from our team once your submission is reviewed and approved.



Checkout

Thank you. Your order has been received.

ORDER NUMBER: 45150 DATE: May 31, 2021 TOTAL: 0.00\$

Your claim to Casa Sofia has been submitted successfully.

[View Listing](#)

View the status of your subscription in your account.

ORDER DETAILS



Product	Total
Basic for Business x 1	0.00\$
Subtotal:	0.00\$
Total:	0.00\$

STEP 6

Once you receive the email you will be able to access to your account and modify any information on your page.

STEP 7

Share your listing in mexify with your customers and social media and let them know you are now mexified.



mexify.biz